


Cambridge Image Technology Ltd (CITL)

Now part of the *LYNBOND 2000* Group

Optical Microscope Cathodoluminescence Stages





CL MK5 Cathodoluminescence stage.



- Full metering
- Built in diagnostics
- Simple fully automatic operation
- Operates to 30kV . Carbonates and Quartz CL.
- Fits most research microscopes
- 5mm working distance for bright image.
- Accepts most std.polished geological slides and solid samples.
- New 2007 improved stage movement.
- Upgradeable to EDX operation.
- Fully ROHS compliant.




MK5 CL stage kit to fit most research microscopes.

Full Quartz operation without the need of a Hot CL.

Optical spectral analysis, cooled spectrometer and computer will fit most microscopes.



Full EDX system using Ketek Xray Detector.
No Liquid Nitrogen required.
Sub 100u spot analysis .





Cambridge Image Technology Ltd (CITL)
8 Blenheim Court, Brown Fields, Welwyn Garden City,
Herts., AL7 1AD UK.
Tel 44(0)1707 259996, Fax 44(0)1707 259997
Email Sales@citl.com
websites: www.citl.com,
www.lynbond2000.com